

Help Document

For

LOCAME

**MULTIPURPOSE
TEMPLATE**

Version: 1.0

Author: binarytheme

TABLE OF CONTENT

Content	Page No.
1. Overview	2
2. In The Box	2
3. Template Structure	3
4. Custom Scripts & There Usage	10
5. References & Credits	10
6. Upgrade	11
7. End of Documentation	11

1. OVERVIEW

LOCAME Multipurpose Template is a responsive template based on **Twitter Bootstrap Framework**; it can be used for any kind of website. It has very clean code and made with love. It is easy to customize and use. Some of its features are given below

Features:

- Responsive Design
- Bootstrap 3.0
- Easy to customize
- 24x7 support
- Well documented
- Work in all major browsers



2. IN THE BOX

Here is first step of using **Locame Multipurpose Template**.





- Just Unzip the folder you get and you will find the stuff inside it, given in the screenshot below in the main template folder

- **assets** folder contains sub folders named **css**, **fonts**, **img** & **js** which contains stuff to power this template.
- Apart from **assets** folder you will see **index.html** file / page, these will be described below.

View Of unzipped folder :

Name	Date modified	Type	Size
 assets	3/22/2014 4:22 PM	File folder	
 index	3/26/2014 1:24 AM	Chrome HTML Do...	25 KB

View inside assets folder:

Name	Date modified	Type	Size
 css	3/22/2014 4:34 PM	File folder	
 fonts	3/22/2014 2:47 AM	File folder	
 img	3/22/2014 10:13 PM	File folder	
 js	3/25/2014 2:42 PM	File folder	

3. TEMPLATE STRUCTURE

The image given below displays structure of this template.

Preview of Template:

The image given shows the preview of the template and the sections are described as below.

1. Menu Section

Menu contains all the navigation links to all the sections.

2. Home Section

This section contains all the home section content.

3. About Section:

This section contains the about section content.

4. Services Section:

This section contains the services section content.

5. Price Section:

This section contains the pricing section content.

6. Product Section

This section contains the product section content.

7. Contact Section

This section contains the Contact section content and social links.

8. Footer section:

Footer section contains the copyright message for your website.

The preview is given below:

The preview or display is given below to understand the sections.



The html structure is given below:

The HTML structure of page is shown below that you can customize according to your ease. You can get idea of all structure by comments provided by us with all over the template; moreover we also explained all stuff in below sections too.

Page Begin Structure

Below is the page begin structure given below which detects the version of IE also.

```
1 <<!DOCTYPE html>
2 <!--[if lt IE 7 ]><html class="ie ie6" lang="en"> <![endif]-->
3 <!--[if IE 7 ]><html class="ie ie7" lang="en"> <![endif]-->
4 <!--[if IE 8 ]><html class="ie ie8" lang="en"> <![endif]-->
5 <!--[if (gte IE 9)|(IE)]><!-->
6 <html lang="en">
7 <!--<![endif]-->
```

Page Head

The html structure of page is given below for your reference. It includes styles which we use in the template & Meta tags.

All styles are required in the head section.

The image below shows the structure of page head.

```
1 <!-- HEAD SECTION -->
2 <head>
3   <meta charset="utf-8">
4   <meta name="viewport" content="width=device-width, initial-scale=1, maximum-scale=1">
5   <meta name="description" content="">
6   <meta name="author" content="">
7   <!--[if IE]>
8     <meta http-equiv="X-UA-Compatible" content="IE=edge,chrome=1">
9   <![endif]-->
10  <title>LOCAME Multipurpose Template</title>
11  <!--GOOGLE FONT -->
12  <link href='http://fonts.googleapis.com/css?family=Open+Sans' rel='stylesheet' type='text/css'>
13  <!--BOOTSTRAP MAIN STYLES -->
14  <link href="assets/css/bootstrap.css" rel="stylesheet" />
15  <!--FONTAWESOME MAIN STYLE -->
16  <link href="assets/css/font-awesome.min.css" rel="stylesheet" />
17  <!--CUSTOM STYLE -->
18  <link href="assets/css/style.css" rel="stylesheet" />
19  <!-- HTML5 shim and Respond.js IE8 support of HTML5 elements and media queries -->
20  <!--[if lt IE 9]>
21    <script src="https://oss.maxcdn.com/libs/html5shiv/3.7.0/html5shiv.js"></script>
22    <script src="https://oss.maxcdn.com/libs/respond.js/1.3.0/respond.min.js"></script>
23  <![endif]-->
24 </head>
25 <!--END HEAD SECTION -->
```

Menu/ Nav Structure

The menu structure is show below. You can replace or change links names and there *href* to navigate if you want to customize.

Below is the preview of html structure of menu.

```
1 <!-- NAV SECTION -->
2 <div class="navbar navbar-inverse navbar-fixed-top">
3   <div class="container">
4     <div class="navbar-header">
5       <button type="button" class="navbar-toggle" data-toggle="collapse"
6         data-target=".navbar-collapse">
7         <span class="icon-bar"></span>
8         <span class="icon-bar"></span>
9         <span class="icon-bar"></span>
10      </button>
11      <a class="navbar-brand" href="#"><i class="fa fa-tint"></i>CAME</a>
12    </div>
13    <div class="navbar-collapse collapse">
14      <ul class="nav navbar-nav navbar-right">
15        <li><a href="#header-section">HOME</a></li>
16        <li><a href="#about-section">ABOUT</a></li>
17        <li><a href="#services-section">SERVICES</a></li>
18        <li><a href="#price-section">PRICING</a></li>
19        <li><a href="#products-section">PRODUCTS</a></li>
20        <li><a href="#contact-section">CONTACT</a></li>
21      </ul>
22    </div>
23  </div>
24 </div>
25 <!--END NAV SECTION -->
26
```

Page Container Structure

Page container contains all section of pages that includes **home**, **about**, **services**, **pricing**, **products**, **contact** and **footer**. The content of these sections can be easily customized.

The html preview is given below:

```

1  <!-- HEADER SECTION -->
2  <div id="header-section">
3      <div class="container">
4          <div class="row centered">
5              <div class="col-md-8 col-md-offset-2 col-sm-8 col-sm-offset-2">
6                  <h1> Awesome
7                      <br />
8                      <strong>TEMPLATE DESIGN </strong>
9                  </h1>
10                 <h2>Explore It</h2>
11                 <br />
12                 <a href="#about-section"> <i class="fa fa-angle-double-down fa-5x down-icon">
13                                     </i> </a>
14                                     </div>
15             </div>
16         </div>
17     </div>
18 <!--END HEADER SECTION -->
19 <!--ABOUT SECTION -->
20 <div id="about-section">
21     <div class="container">
22         <div class="row main-top-margin text-center">
23             <div class="col-md-8 col-md-offset-2 col-sm-10 col-sm-offset-1"
24                 data-scrollreveal="enter top and move 100px, wait 0.5s">
25                 <h1>About Our Team</h1>
26                 <h4>Lorem ipsum dolor sit amet, consectetur adipiscing elit.
27                     Curabitur nec nisl odio. Mauris vehicula at nunc id posuere.
28                 </h4>
29             </div>
30         </div>
31         <!-- ./ Main Heading-->
32         <!--CONTENT-->
33     </div>
34 </div>
35 <!-- END ABOUT SECTION -->
36 <!-- SERVICES SECTION -->
37 <div id="services-section">
38     <div class="container">
39         <div class="row main-top-margin text-center">
40             <div class="col-md-8 col-md-offset-2 col-sm-10 col-sm-offset-1"
41                 data-scrollreveal="enter top and move 100px, wait 0.5s">
42                 <h1>Our Services</h1>
43                 <h4>Lorem ipsum dolor sit amet, consectetur adipiscing elit.
44                     Curabitur nec nisl odio. Mauris vehicula at nunc id posuere.
45                 </h4>
46             </div>
47         </div>
48         <!-- ./ Main Heading-->
49         <!--CONTENT-->
50     </div>
51 </div>
52 <!--END SERVICES SECTION -->
53 <!--PRICE SECTION -->
54 <div id="price-section">
55     <div class="container">
56         <div class="row main-top-margin text-center"

```



```

58         data-scrollreveal="enter top and move 100px, wait 0.5s">
59         <div class="col-md-8 col-md-offset-2 col-sm-10 col-sm-offset-1">
60             <h1>Price Options</h1>
61             <h4>Lorem ipsum dolor sit amet, consectetur adipiscing elit.
62                 Curabitur nec nisl odio. Mauris vehicula at nunc id posuere.
63             </h4>
64         </div>
65     </div>
66     <!-- ./ Main Heading-->
67     <!--CONTENT-->
68 </div>
69 </div>
70 <!--END PRICE SECTION -->
71 <!--PRODUCTS SECTION -->
72 <div id="products-section">
73     <div class="container">
74         <div class="row main-top-margin text-center">
75             data-scrollreveal="enter top and move 100px, wait 0.5s">
76             <div class="col-md-8 col-md-offset-2 col-sm-10 col-sm-offset-1">
77                 <h1>Our Products</h1>
78                 <h4>Lorem ipsum dolor sit amet, consectetur adipiscing elit.
79                     Curabitur nec nisl odio. Mauris vehicula at nunc id posuere.
80                 </h4>
81             </div>
82         </div>
83         <!-- ./ Main Heading-->
84         <!--CONTENT-->
85     </div>
86 </div>
87 <!--END PRODUCTS SECTION -->
88 <!--CONTACT SECTION -->
89 <div id="contact-section">
90     <div class="container">
91         <div class="row main-top-margin text-center">
92             <div class="col-md-8 col-md-offset-2 col-sm-10 col-sm-offset-1">
93                 data-scrollreveal="enter top and move 100px, wait 0.5s">
94                 <h1>Contact Us</h1>
95                 <h4>Lorem ipsum dolor sit amet, consectetur adipiscing elit.
96             </h4>
97         </div>
98     </div>
99 </div>
100 <!-- ./ Main Heading-->
101 <!--CONTENT-->
102 </div>
103 </div>
104 <!--END CONTACT SECTION -->
105 <!--FOOTER SECTION -->
106 <div id="footer">
107     <div class="container">
108         <div class="row ">
109             &copy; 2014 www.yourdomain.com | All Right Reserved
110         </div>
111     </div>
112 </div>
113 <!--END FOOTER SECTION -->

```

End of Page:

The end of the page contains JavaScript files which are required for this template and these files are described one by one in below sections.

The html structure is shown below:

```
1  <!-- JAVASCRIPT FILES PLACED AT THE BOTTOM TO REDUCE
2  THE LOADING TIME -->
3  <!-- CORE JQUERY LIBRARY -->
4  <script src="assets/js/jquery.js"></script>
5  <!-- CORE BOOTSTRAP LIBRARY -->
6  <script src="assets/js/bootstrap.min.js"></script>
7  <!-- SCROLL REVEAL LIBRARY FOR SCROLLING ANIMATIONS-->
8  <script src="assets/js/scrollReveal.js"></script>
9  <!-- CUSTOM SCRIPT-->
10 <script src="assets/js/custom.js"></script>
```

4. CUSTOM SCRIPTS & USAGE

The custom script we wrote to power this template is described below:

Name: custom.js

Usage: This script contains basic functions to power this template. This file has a description within the file to understand what that function or code does. Please open the custom.js file and read them. But if you still have queries please contact us.

5. REFERENCES & CREDITS

- **Name:** jquery.min.js

Use / Description: This is Core JavaScript library

URL : <http://www.jquery.com/>

- **Name:** Bootstrap

Use / Description: Sleek, intuitive, and powerful front-end framework for faster and easier web development.

URL : <http://getbootstrap.com>

- **Name:** Font-Awesome

Use / Description: For different icons used in this template.

URL : <http://fontawesome.github.io/Font-Awesome/>

- **Name:** bootstrap.js

Use / Description: Script library for bootstrap

URL : <http://getbootstrap.com/>

- **Name:** scrollreveal.js

Use / Description: library for declarative on-scroll reveal animations..

URL : <http://scrollrevealjs.org/>

Image Credits & Thanks:

The images used in this template are just for demo purpose, these are the work of original authors and you cannot use these images without author's permission.

The Links of Images are given below:

<http://www.flickr.com/photos/peddhapati/13331808415/sizes//>

6. UPGRADE

This is the initial release of the template.

7. END OF DOCUMENTATION

Thanks for Downloading **LOCAME Multipurpose Template**. We hope you will enjoy using it for your next project. Moreover if you face any difficulty beyond this document then feel free to contact us.